

EKSU POST UTME GUIDE

- (1) Go to any branch of Enterprise Bank, First Bank, Access Bank, Eco Bank, GTB, Wema Bank, Zenith Bank and UBA nationwide to make payment of N4,000 for Ekiti State University POST UTME Application. After payment, the Teller will generate for you a **PIN** (Confirmation/ Receipt Numbers). This PIN will be required to access the Post UTME form.
- (2) Log on to the www.eksu.edu.ng and click on '**Screening of UTME Candidates 2014/2015**' or www.postutme.eksu.edu.ng to view the Post UTME Online Application Portal.
- (3) Click on the '**Apply**' link on the left pane of the 'Online Application Portal' page. You can also click on the '**Start Application**' link to display the 'login' page as shown in **Fig 1** below

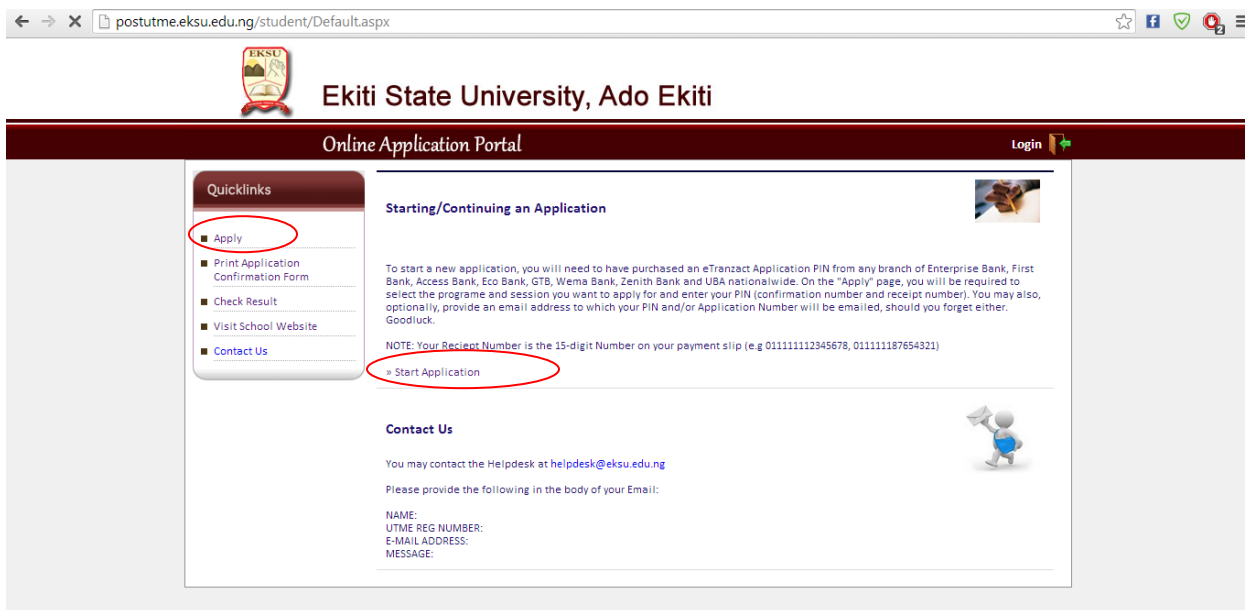


Fig 1

- (4) Enter your ETranzact Pin details (Confirmation number and Receipt number), then click on '**Start**' button to proceed to 'Your Application Number' page.

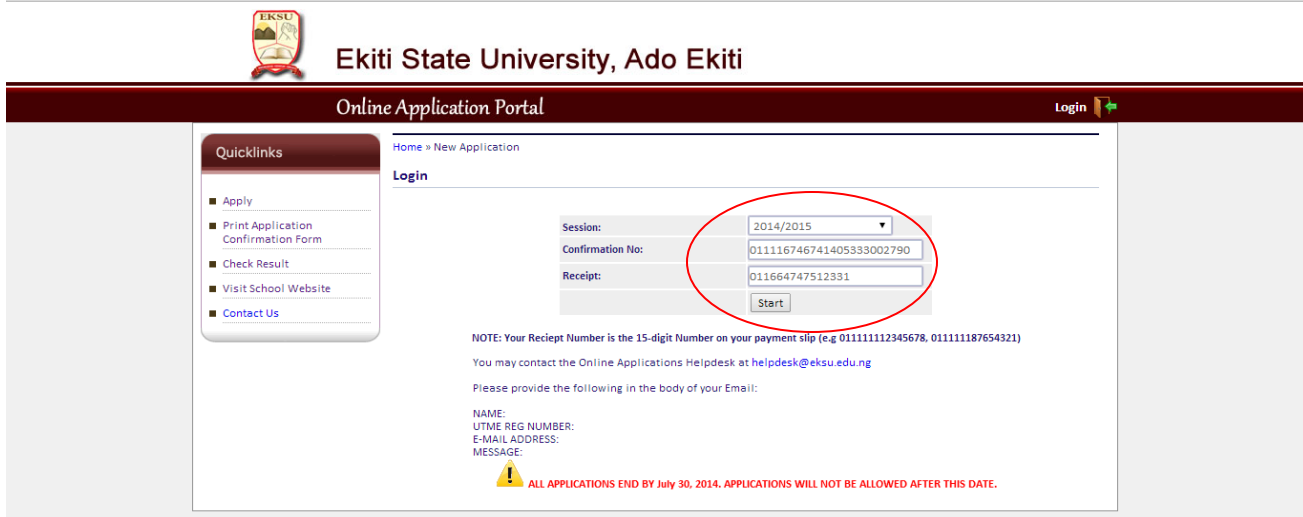


Fig 2

(5) On 'Your Application Number' page, enter your **'Email address'** as required and then click on the **'Continue'** button to proceed.

postutme.eksu.edu.ng/student/appstart_welcome.aspx

Ekiti State University, Ado Ekiti

Online Application Portal

Logout

Quicklinks

- Apply
- Print Application Confirmation Form
- Check Result
- Visit School Website
- Contact Us

Home » New Application Number Information

Your Application Number

Information

Application Number: UT000003

Please keep your Receipt and Confirmation number in a safe place as you will need it for subsequent access to your application.DO NOT LOSE IT!
You may also provide an email address to which your Confirmation/Receipt number will be sent in case of loss. If you do not provide one, you will not be able to retrieve your application in case of loss.

Email:

Fig 3

NB: Take note of your Application Number

(6) Enter your **'UTME Registration Number'** and click on the **'Continue'** button.

postutme.eksu.edu.ng/student/RegNoCheck.aspx

Ekiti State University, Ado Ekiti

Online Application Portal

Logout

Quicklinks

- Apply
- Print Application Confirmation Form
- Check Result
- Visit School Website
- Contact Us

PROVIDED TO YOU BY JAMB... THIS SHOULD BE ON YOUR UTME RESULT SLIP. DO NOT ENTER YOUR EKSU EXAM/APPLICATION NUMBER, AS YOUR

UTME Registration Number

Fig 4

(7) Enter your **'Personal details'** and click on **'Continue'** button to proceed.

- (8) 'School Certificate' Page is displayed, supply your **O' Level Result** information, then click on **'Save'** button. To add more results, click on **'Add More Results'** link and supply your O' Level Result information and click on **'Continue'** button to proceed.
- (9) Click on the box located at the bottom of the page that has beside it **'I certify that all the information provided by me in this form is correct and verifiable'**. Wait a few seconds

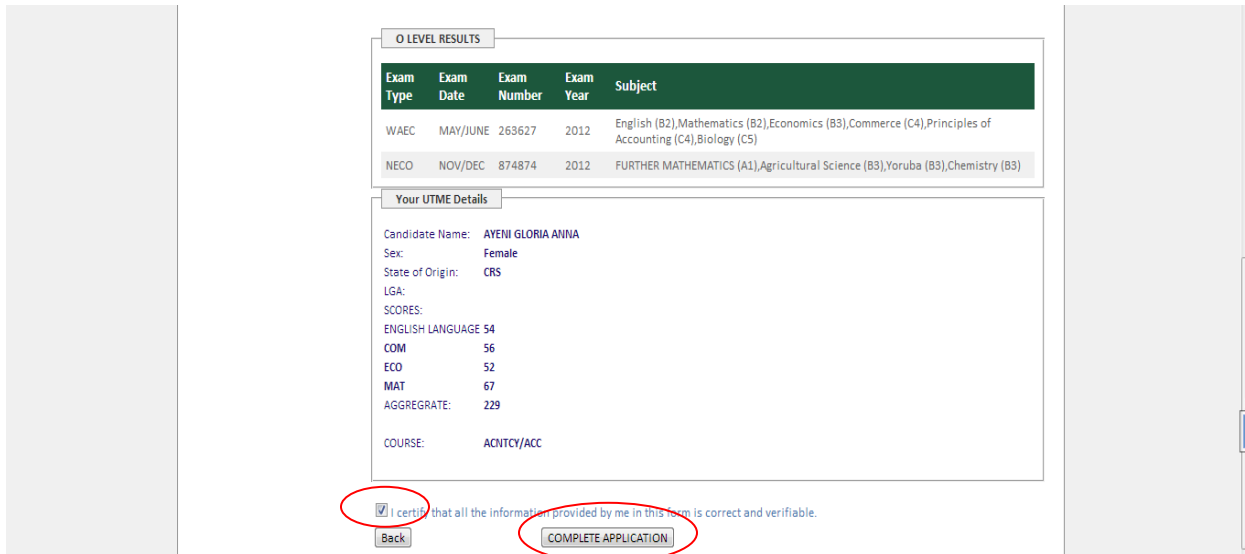


Fig 5

- (10) Then, click on the **'Complete Application'** button to complete your application as shown in **Fig 5** above

NB: Once you click on Complete Application button, further modifications will not be allowed.

- (11) Click on **'Print'** Icon to print your acknowledgement slip as shown in **Fig 6** below

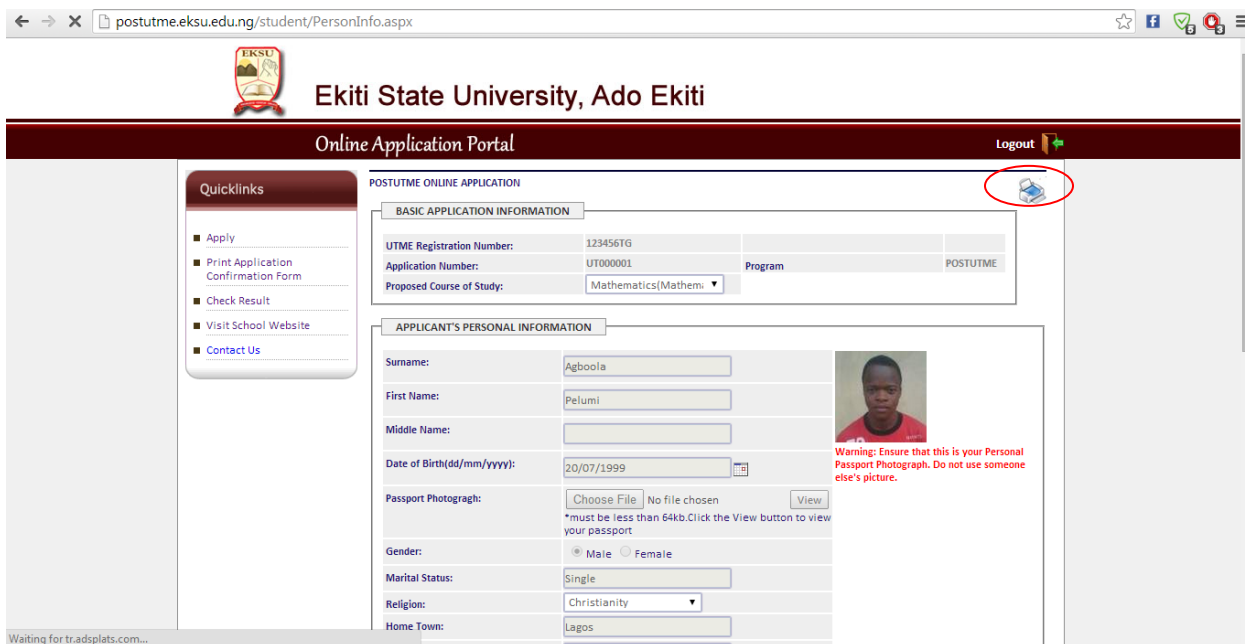


Fig 6